



YOU'RE  
*invited*

TRIM-A-TREE

DATE .....

TIME .....

PLACE .....

RSVP.....

COME HELP US  
TRIM OUR TREE!



YOU'RE  
*invited*

TRIM-A-TREE

DATE .....

TIME .....

PLACE .....

RSVP.....

COME HELP US  
TRIM OUR TREE!

SHEKNOWS

# TRIM-A-TREE CUPCAKE TOPPERS

## DIRECTIONS

1. Print on cardstock paper
2. Cut with scissors or 2" hole punch
3. Tape toppers to toothpicks
4. Stick in cupcakes and enjoy!









# TRIM-A-TREE STRAW FLAGS

## DIRECTIONS

1. Print on cardstock paper
2. Cut out with scissors
3. Fold in half at dotted line
4. Glue flag toppers to straws








*treats*



*treats*

SHEKNOWS  
TRIM-A-TREE  
PARTY FLAGS



**DIRECTIONS**

1. Print as many pages as desired for your perfect length.
2. Fold page in half at dotted line
3. Cut individual flags on solid lines
4. Place ribbon or string between folds
5. Tape or glue flags shut

